






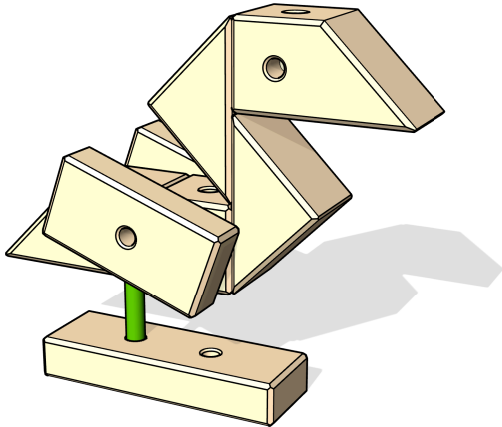


302 Vogel / Bird

LEVEL

- 1x  1
- 2x  2
- 2x  2/2
- 2x  2
- 1x  3
- 6x  6x
- 1x  1x



1. Two 1-hole square blocks are connected by a red pin.

2. A 2-hole long block is attached to the side of the first block, and a 3-hole long block is attached to the side of the second block. Two red pins are used to connect the 2-hole block to the 1-hole block and the 3-hole block to the 1-hole block.

3. A 2-hole long block is attached to the top of the 2-hole block, and a 1-hole square block is attached to the top of the 3-hole block. Two red pins are used to connect the 2-hole block to the 1-hole block and the 1-hole block to the 3-hole block.

4. A green pin is inserted into the hole of the 3-hole long block.

5. A 2-hole long block is attached to the top of the 2-hole block, and a 1-hole square block is attached to the top of the 3-hole block. Two red pins are used to connect the 2-hole block to the 1-hole block and the 1-hole block to the 3-hole block.

6. The final assembly is shown, with the green pin inserted into the hole of the 3-hole long block.